




CLOUD byta ljuskälla / change lightsource



1. Ta ner lampan och ställ stabilt.
Lyft upp skyddsplåten.
Take down the lamp and put in a
secure position. Lift the top cover.



2. Skruva loss fjäderstålbågen.
Unscrew the bow.




3. Trä upp bygeln.
Wind up the bow and pull the
contents upwards.



4. Håll ihop färgfiltret
Hold the red filter together.



5. Byt lampa E27 max 23W.
Change the light source, max 23W.



6. Återmontering i omvänd ordning. Se till att
de röda markeringar är mot varandra.
To reassemble, repeat the steps backwards and make
sure the red markers are against each other.